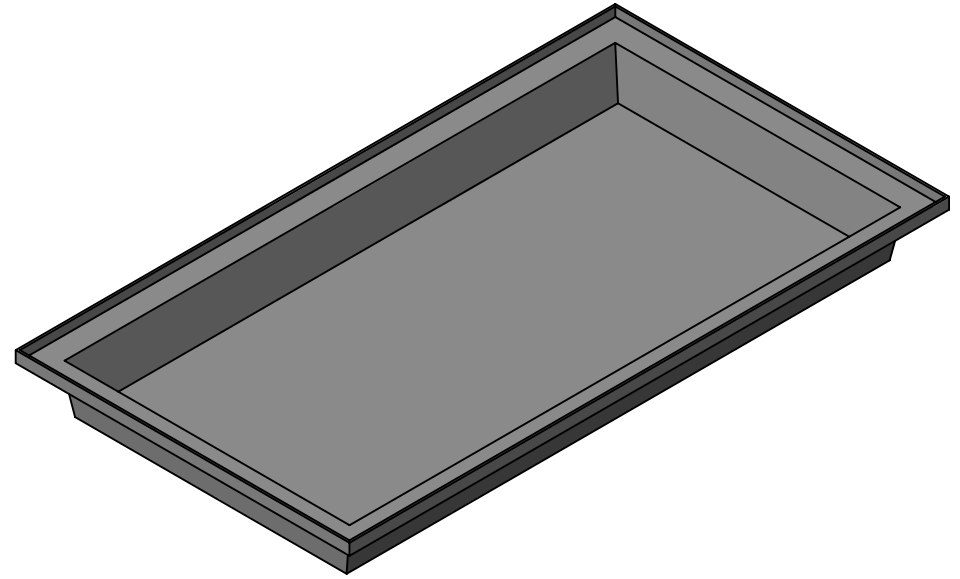

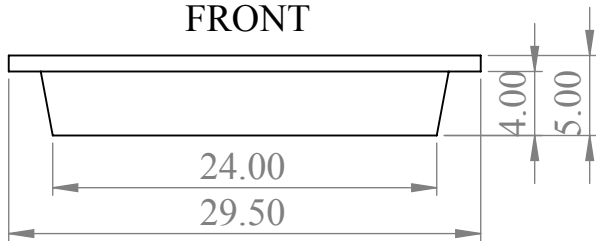


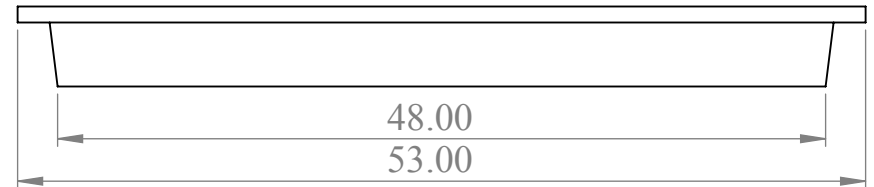
TOP



FRONT



RIGHT SIDE



ALL DIMENSIONS ARE IN INCHES  
UNLESS OTHERWISE SPECIFIED.

BLAZE PLASTICS PARTNERSHIP

**PROPRIETARY AND CONFIDENTIAL**  
THE INFORMATION CONTAINED IN THIS  
DRAWING IS THE SOLE PROPERTY OF  
BLAZE PLASTICS PARTNERSHIP. ANY  
REPRODUCTION IN PART OR AS A WHOLE  
WITHOUT THE WRITTEN PERMISSION OF  
BLAZE PLASTICS PARTNERSHIP IS  
PROHIBITED.

24x48 Tray 2

SCALE: 1:12

Date

SHEET 1 OF 1