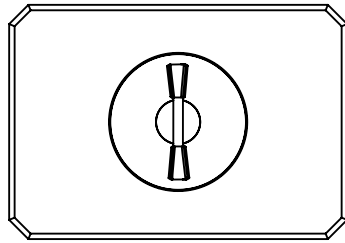
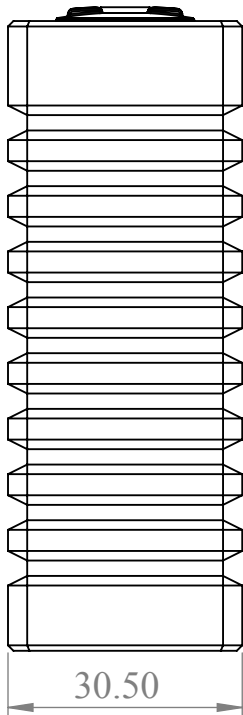


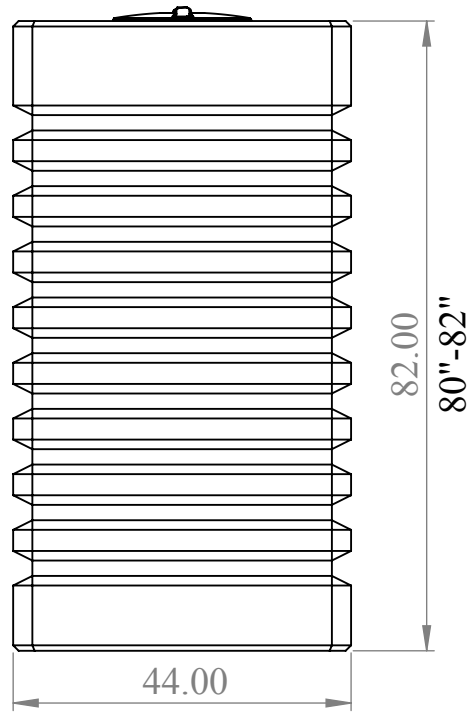
TOP



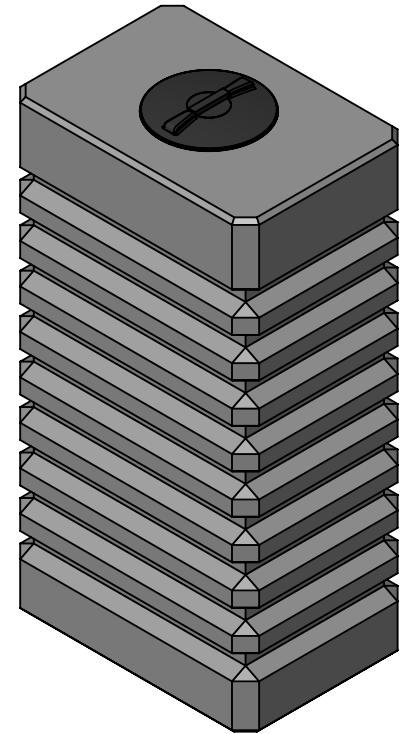
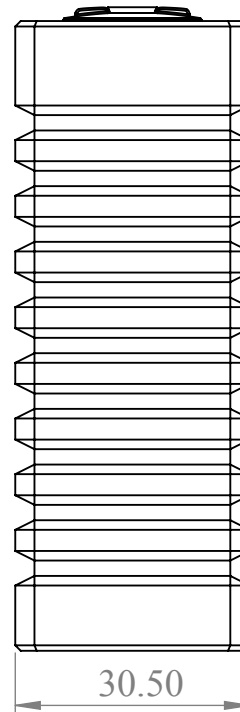
LEFT SIDE



FRONT



RIGHT SIDE



395 US G, 1500 L, 330 IMP G.

All Measurements are Approximate

ALL DIMENSIONS ARE IN INCHES  
UNLESS OTHERWISE SPECIFIED.

**PROPRIETARY AND CONFIDENTIAL**  
THE INFORMATION CONTAINED IN THIS  
DRAWING IS THE SOLE PROPERTY OF  
BLAZE PLASTICS PARTNERSHIP. ANY  
REPRODUCTION IN PART OR AS A WHOLE  
WITHOUT THE WRITTEN PERMISSION OF  
BLAZE PLASTICS PARTNERSHIP IS  
PROHIBITED.

BLAZE PLASTICS PARTNERSHIP

**VS 400**

SCALE: 1:25

Date Dec 20/18

SHEET 1 OF 1