
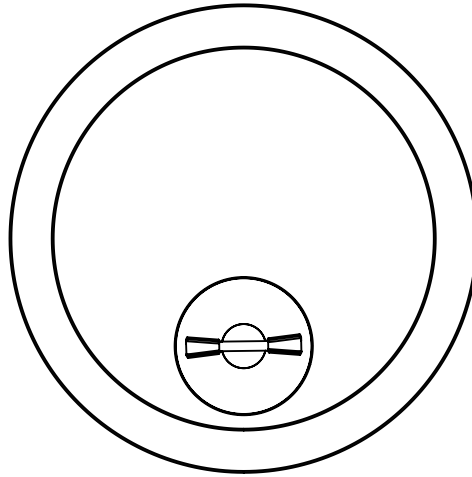
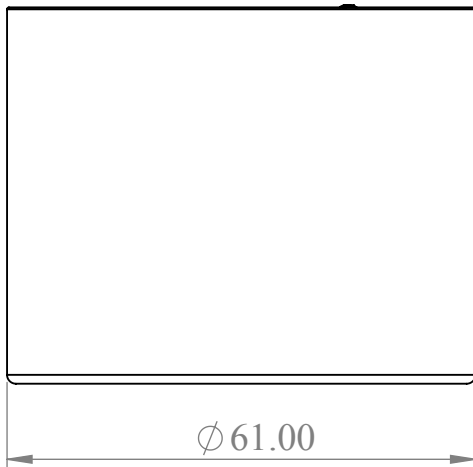


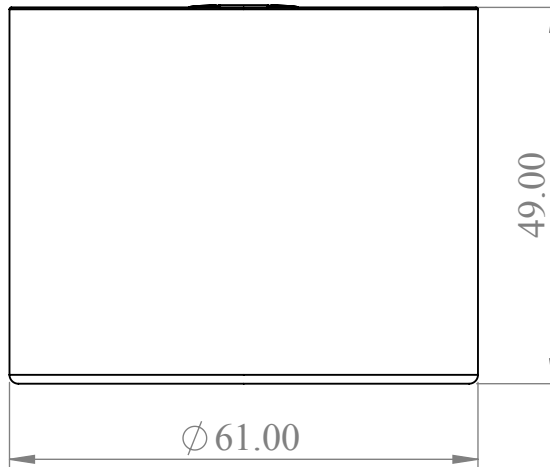
TOP



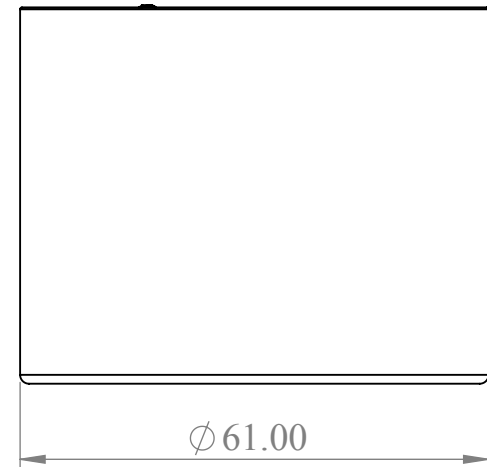
LEFT SIDE



FRONT



RIGHT SIDE



585 US G, 2225 L, 487 Imp G

All Measurements are Approximate

ALL DIMENSIONS ARE IN INCHES
UNLESS OTHERWISE SPECIFIED.

PROPRIETARY AND CONFIDENTIAL
THE INFORMATION CONTAINED IN THIS
DRAWING IS THE SOLE PROPERTY OF
BLAZE PLASTICS PARTNERSHIP. ANY
REPRODUCTION IN PART OR AS A WHOLE
WITHOUT THE WRITTEN PERMISSION OF
BLAZE PLASTICS PARTNERSHIP IS
PROHIBITED.

BLAZE PLASTICS PARTNERSHIP

Cylindrical 450

SCALE: 1:25

Date Dec 4/18

SHEET 1 OF 1

5

4

3

2

1